


Budding Star Quilts



"SHOP TALK"

Lebanon Plaza, Route 22 Lebanon NJ 08833 (908) 236-7676 www.buddingstarquilts.com
 Monday – Thursday 10:00 a.m. – 5:30 p.m., Friday–Saturday 10:00 a.m. – 5:00 p.m., Sunday 1:00 – 4:00 p.m.

CLOSED: Christmas (12/25) and New Year's Day (1/1/2012)

SALE

Friday, January 6 and Saturday, January 7
10 a.m. to 5:30 p.m.

50% off selected FABRIC
(1 yd min.)
50% off selected YARN
50% off selected SAMPLES



EVERYTHING ELSE
Is
10% Off

No other discounts apply.

*Please bring a donation for our local food pantry—the need is always great.
 Your donations are sincerely appreciated.*

ARTICLES INSIDE ON BUDDING STAR QUILTS' JANUARY DAY OF SERVICE AND
 SECOND ORIGINAL MYSTERY QUILT ANNOUNCEMENT 

START OFF 2012 RIGHT - TREAT YOURSELF TO QUILT CAMP

Come for a week of Friends, Fun and Laughter ! Sew for 5 days straight—you will be so happy with how much you get done. Call to reserve your spot as soon as possible!

Monday-Friday: January 16 – 20, 9 to 3 daily

Monday-Friday: February 13 – 17, 9 to 3 daily

Monday-Friday: March 19 – 23, 9 to 3 daily

WEEKEND CAMP DATES

Come for your very own two-day camp.

Arrive at 9 a.m., sew all day and just leave everything set up.

Return the next day at 8 a.m. and sew until 3 p.m.

January 13 & 14, 27 & 28

February 3 & 4, 10 & 11, 24 & 25

March 2 & 3, 9 & 10, 16 & 17, 30 & 31

REGISTRATION FOR CLASSES: Payment in full is necessary at the time of registration to hold your spot in any class. You may send your check in the mail (please include phone number), stop in to pay or call with a credit card. No class fee can be switched or refunded later than one week before the start of class or two weeks before the start of Camp.

If sufficient enrollment is not met for a class, the class will be cancelled and your fee will be refunded.

HAND QUILTING & APPLIQUE CLASSES

Eight-session hand classes run

Wednesday mornings, weekly, 9:00 – 11:00 a.m.,
beginning Jan 5

Saturday afternoons, *every other week*, 3 – 5 p.m.,
beginning Jan 14

Beginning Hand Quilting

With Kathy **\$60 + supplies/ eight sessions**

This class will take students from the basics of how to choose fabrics through how to bind a finished quilt. Time will be spent on piecing, appliqué and the quilting stitch while working on five small projects. Perfect for the beginner or those who have done some quilting but would like to sharpen their skills. **Text Required:** *Your First Quilt Book*

Advanced Hand Quilting

With Kathy **\$60 + supplies /eight sessions**

This class is designed to build on techniques learned in Beginning Quilting. Students will refine piecing and appliqué techniques, draft patterns from a picture, design their own blocks and work with color. During the class, students will complete a full-size album (sampler) quilt top, quilting to be done after the completion of the class. **Text required:** *Super Quilter II.*

Appliqué Beauty

With Kathy **\$60 + supplies/eight sessions**

The design of this original quilt is nearly complete. Join us now in class to begin this project. See the completed blocks

at the shop, then pick your own color palette and start a masterpiece of your own.

Hand Binding

With Kathy **\$30 + supplies**

Saturday, January 28, 8:00 a.m.- 2:00 p.m.

Come let's truly FINISH your quilt. Sew your binding onto the front of your quilt before class and in class hand stitch it to the back. Learn tricks for going faster and creating perfectly invisible stitches. Class will include a big surprise and free gift. We will also discuss signing your quilt. It will be a fun day of stitching together.

Hand Project Finishing

With Kathy **\$60 + supplies/ eight sessions**

Stuck on a project? Just not sure how to finish? Can't find time to quilt? Come spend two hours a week for eight sessions getting help, encouragement, and having lots of fun with other quilters.

Hand Quilting Bee

With Kathy **\$30**

Saturday, March 3, 8 a.m.- 2 p.m.

Having trouble finding time to hand quilt? Wondering if you are using your frame correctly? Join us for a day-long hand quilting session. Bring your frame and quilt ready to sit down and stitch.

Rose Sampler Supreme

With Kathy **\$60 + supplies/ eight sessions**



Knitting Classes

With Mary Ann



All supplies must be purchased at Budding Star Quilts. You may bring your own needles and notions.

Unless otherwise noted four session adult knitting classes run

Session one: Jan 3, 17, 31, Feb 14

Session two: Feb 28, Mar 13, 27, Apr 10

11:00 a.m. – 1:00 p.m. or 4:00 – 6:00 p.m. (new time)

Basics And Beyond **\$80 + supplies – four sessions**

Whether you are a brand new knitter, haven't knit in a while or are an experienced knitter, join us to learn a new skill, get help with a project or take on a new challenge. Learn intricate patterns, triangle shaping and working with new yarn types.

Afghan Project **\$80 + supplies – four sessions**

A great "first big project" or a wonderful way for an experienced knitter to stretch her skills. Get help as needed!

Mittens or Socks **\$80 + supplies – four sessions**

Learn the tried & true method using 4 needles, heel turning and toe shaping. Come in to see our felted mittens!

Machine Piecing Workshops

A SEWING MACHINE, CLEAN AND IN GOOD WORKING ORDER, IS REQUIRED FOR ALL MACHINE CLASSES.

Bag of the Month-Session 2: The Obsession Continues!!

With Pat **\$45 per class* + supplies**

Sunday: Jan 22, 10 a.m. - 1 p.m.

Sundays: Feb 5, Mar 4, 10 a.m. - 3:00 p.m.

(heads up: next group will be Apr 22, May 6, Jun 3)

** Take 4 Bag of the Month classes and get the 5th for only \$10.00 plus supplies.*

Looking for a fun and exciting new bag for each month of the year? Check out the New ‘Bag of the Month’ class that will keep you in new bags for the entire year! Each month a different themed bag will be highlighted and kits available for the upcoming holiday or season. Make them for yourself, friends and /or family! Check out the samples and kits available in the store.

January: Flannel Patchwork Tote

February: BFF Bag (red for Valentine’s Day and green for St. Patrick’s Day)

March: Easter Bag (pastels)

See supply lists and website for details.

Bali Clothesline Bags (intermediate/advanced)

With Pat **\$55 + supplies / 2 sessions**

Wednesday: Feb 15, 6 p.m. - 9:00 p.m. (prep)

Wednesday: Feb 29, 6:00 p.m. - 9:00 p.m. (construction)

Love those Bali Batiks? Have a Jelly Roll you need to use? Looking for a new ‘twist’ in bag making? You can satisfy all the above in the new Bali Clothesline Bag Class. Using strips of fabric, thin cotton clothesline, thread and your machine, ‘coil’ up a sturdy and durable bag that will be the envy of your friends! *A good zigzag stitch is required on your machine*

Beginning Machine Piecing

With Melanie **\$100 + supplies (5 sessions)**

Mondays: Jan 16, 23, Feb 6, 20, Mar 12

5:30 p.m. – 8:30 p.m.

This beginning quilt project is great for those who have done some piecing **and** those who are truly novice. You will learn techniques, build confidence and be ready to try a wide variety of quilt patterns on your own. The sample and photos of student versions will be at the shop and on the website. Come alone or bring a friend—you’ll improve your skills in a fun, friendly atmosphere.

Diamond Island Tote (advanced)

With Pat **\$55 + supplies / 2 sessions**

Wednesday: Feb 15, 6 p.m. - 9:00 p.m. (prep)

Wednesday: Feb 29, 6:00 p.m. - 9:00 p.m. (construction)

Discover the best of both worlds while using the beautiful Bali Fabrics! Sewing and weaving batik strips to make a durable and stunning tote bag that will be the envy of your friends! A sewing machine that can sew through a good thickness is required. (2 layers of Timtex, fabric and strips) This is an advanced class. Must have prior bag construction experience. Fee + pattern and supplies.

Finishing – just about anything!

With Melanie **\$20 per session**

Sundays: Jan 22, Feb 26, Mar 25, Apr 29

1:00 p.m. – 4:00 p.m.

Come work on any project from one of Melanie’s classes, any Block of the Month from Budding Star or bring any project from home and set this time aside to get it done and receive help along the way. This is a piecing class, not a machine quilting class.

Fusible Appliqué—the BSQ Way

With Rita **\$35 per session + supplies**

Sundays: Jan 15, Feb 19, Mar 18

10:00 a.m. – 3:00 p.m.

Make any of our fusible appliqué kits: Daybreak, Meadow, or one of several new **McKenna Ryan** patterns from Home Tweet Home. Or bring your own fusible project. You’ll learn cutting and fusible techniques. BSQ kits include pre-printed patterns ready to apply to one side of the fusible web.

Learn to EQ: Using EQ software—Session 1

Designing Pieced Blocks

With Rita **\$35 + supplies / one session**

Thursday, Feb 23, 10 a.m. – 3 p.m.

Laptop desirable, but not required. Course will be taught on a wide-screen TV. Not sure whether designing quilts in EQ is your thing? Come and see it in action. Learn the basics of EQ software: menus, tools, libraries, how to design a block from scratch and create quilts, import fabrics, print patterns, and much more.

CANCELLATION POLICY—All Classes

Cancellation must be done by **PHONE** which has a 24-hour answering machine, or **IN PERSON**.

1 week cancellation notice for regular classes, 2 weeks notice for camp.

**Let Us EMAIL
your Budding Star Quilts Newsletter to you!**

The advantages include: an expanded version including additional class information. You’ll also receive announcements when new collections and products arrive, as well as reminders about sales and special events. Call or email the shop at quilts@buddingstarquilts.com to be added to our electronic distribution list. Budding Star will not sell or give your email address to anyone else.

Machine Piecing Workshops *con't*

Learn to EQ: Using EQ software—Session 2

Designing Appliqué, Quilting Patterns

With Rita

\$35 + supplies / one session

Thursday, Mar 15

10 a.m. – 3 p.m.

Laptop desirable, but not required. Course will be taught on a wide-screen TV. Take the next step in learning how to use EQ software. This session will focus on layers, basics of appliqué design, how to create appliqué blocks and motifs, how to overlay appliqué motifs onto pieced blocks, and how to add quilting motifs to your quilt.

Machine Quilting I

With Pat

\$40 + supplies

Wednesday: Mar 21

6:00 p.m. – 9:30 p.m.

Learn the basics and so much more. Learn about basting, batting, threads and needles as well as the notions that can make your quilting so much easier. Explore techniques including stippling, echo, free form, quilt-in-the-ditch, and using stencils.

Magic Pillow

With Kathy

\$30 + supplies

Any QIAD Session – see page 6 for dates

Need that quick gift with a homemade feel? This is it! Fast and easy and DONE in 4 hours (quilted too!) Come see the lap comforter that folds into a pillow. Sign up for any 'Quilt in a Day' listed on the back.

Mariner's Compass

With Rita

\$45 + supplies/ two sessions

Thursdays, Jan 26, Feb 9

10:00 a.m. – 3:00 p.m.

Come and learn to make one or more of Brenda Henning's wonderful Mariner's Compass blocks. This paper piecing technique is easy, and Rita makes it even easier by printing the patterns and background template for you. Choose your own fabrics. *Mariner's Compass: Reach for the Stars* required. For class, you will be able to choose from three different blocks: beginner, intermediate and snowflake (advanced).

Mom and Me

With Kathy

\$30 + supplies

Saturday, Feb 18, 8:00 a.m. – 2:00 p.m.

Bring Mom or Grandmom to class and make a log cabin quilt top. A great gift to create for a loved one.

KNITTING AND PURLING - Don't forget "Knitting with Mary Ann." It's a great way to begin, improve, or get help with a project. See the Knitting class schedule in this newsletter or online at Budding Star's website.

Piecing with Rita – Stripping, Piecing, and Techniques

With Rita

\$25 for 1 session, OR \$65 for 3 sessions

Sundays: Jan 15, Feb 19, Mar 18

1:00 p.m. – 4:00 p.m.

Call and sign up each month by the Wed before class.

Formerly Stripping with Rita. Work on a pattern designed for 2-1/2 inch strips in a quilting-bee environment. Or work on any project started in one of Rita's other classes, either current or past. Get help and guidance in interpreting patterns, cutting techniques, and construction.

Note: There will not be a class in April. Classes will resume in May.

Rag Quilt

With Melanie

\$20 per session + supplies

Sundays: Jan 22, Feb 26, Mar 25, Apr 29

1:00 p.m. – 4:00 p.m.

Cold weather is coming and if you have not made a rag quilt, this is the time. Come learn the basics and get started in class 1 or come again to finish up. Remember that when this quilt top is done, the whole quilt is done! Not sure how a rag quilt works? Come to one session to let me get you going or come and work with us each month.

Sewing Machine Maintenance, Needles and Threads

With Rita

\$20 / 1 session

Sunday: Jan 29, 1:00 p.m. – 3:00 p.m., or

Monday: Feb 27, 1:00 p.m. – 3:00 p.m., or

Monday: Feb 27, 6:00 p.m. – 8:00 p.m.

Maintaining your sewing machine in good working order can improve the quality of your piecing and quilting experience AND save you money. Bring in your machine and the manual for it and learn the proper way to clean your machine, how to lubricate it (if required). We'll also discuss threads and needles: what thread works best with what needle, what thread tension is about. We'll also try to answer questions you may have about your machine.

WHEN YOU REGISTER, PLEASE INDICATE THE MAKE AND MODEL OF YOUR SEWING MACHINE.

Stack-n - Whack

With Melanie

\$40 + supplies (1 session)

Sunday, March 11,

10:00 a.m. – 4:00 p.m.


The pinwheel is a great stack-n-whack pattern. Come try one in novelties, Asians, florals.... And we will see the magic happen!

**SEE OUR WEBSITE
FOR PICTURES OF CLASS SAMPLES
AND SUPPLY LISTS**

HELP US TO HELP OTHERS JOIN US FOR A DAY OF SERVICE SATURDAY, JANUARY 7

Join us on Saturday, January 7, for a Day of Service for friends and neighbors in New Jersey. We will be making quilts to donate to people who lost so much during Hurricane Irene. Come and sew, tie quilts (tops and backing provided), put on bindings, and help us help others.

Registration is required as space is limited. Please contact the shop for more information.



Budding Star Quilts' Second Original Mystery! Join us February 22, 10 - 5:30 For Our Kickoff Party

1. Choose your fabrics
2. Receive 10% off your backing fabric
3. Get a surprise goodie bag

This will be a 6-month mystery with one step each month. Work will be divided evenly over the months and we will have a Show-and-Tell Party in the Fall.

COMING ATTRACTIONS

Now that the holidays are over and winter has truly settled in, it is time for you to enjoy what you love most. Here is just a sampling of what you will find at Budding Star Quilts this Winter. We hope you will be as excited as we are.

From MODA:

- **Battle Hymn**
- **William Morris**
- **Blue Berrie Crumb Cake**
- **Sandhill Plum**

From HOFFMAN:

- **Over 100 new batiks**
- **Springtime in Kyoto**
- **Seaside Cottage**

From Benartex:

- **Perennials II**
- **Butterfields**

From NORTHCOTT:

- **Rainforest Buzz**

From MAYWOOD:

- **Memories of Provence**

From RED ROOSTER:

- **Abigail**

And so much more!



STAY SHARP!

Scissors (or knives) need sharpening? Just drop them off at Budding Star Quilts where they will get the expert attention of our local sharpening specialist. Price list available in the shop.




CUSTOM QUILT LABELS

Are you truly FINISHING your quilt? Every quilt deserves to be signed and now we can help make that last step easy. Ginny will hand-write exactly what you want on a custom quilt label. Stop by the shop to see samples and place your order.

WANT TO KNOW WHEN NEW ITEMS ARRIVE? Just give us your email address for our email newsletter and announcements.

BUDDING STAR QUILTS
 Lebanon Plaza
 Lebanon NJ 08833



**SUPPLY LISTS
 ARE ONLINE
 ON THE NEWSLETTER
 PAGE**

Or pick up in the shop

Are you on our E-MAIL list? If not sign up today, supply lists for classes are included in the email newsletter! If you are getting both email and paper copies of our newsletter you may want help us save paper and call to have us make you email only. If your email has changed or if you think you should be getting email simply sign up again either at the shop or from our website.

Did you know that you can find a photo of most class samples on our website?

Quilt in a Day

Choose any of our Pre-cut Kits!
 Choose the quilt you would like to make.
 Register in advance for the day you would like to sew.

Bring your sewing machine to the store on the day of your class and prepare to have fun! Depending upon the size and pattern you choose, and how quickly you work, you may or may not quite finish your top. If you do not finish, you will be well on your way and you will know by the end of class exactly how to finish it.

More questions? Call or stop by. Cost: \$30.00 plus supplies.

Wednesdays (11:30 a.m. – 5:30 p.m.)

Any Wednesday except January 18, February 15, March 21

Fridays (9:00 a.m. – 3:00 p.m.)

Any Friday except January 20, February 17, March 23

Saturdays (8:00 a.m. – 2:00 p.m.)

Any Saturday except January 7

Bonus: Take 5 QIAD classes within 12 months and your 6th class is free!

BAD WEATHER: In case of bad weather, please call the shop to check on class status.